



Disc Filtration Technology

Standard Features:

- Micron-precise filtration of solids
- Innovative depth filter design traps and retains large amounts of solids
- Long-term operation with minimal maintenance or cleaning

ArkAl's distinctively developed disc filtration technology operates using thin, color-coded polypropylene discs of a specific micron size. The discs are diagonally grooved on both sides, in opposite directions. A series of discs are stacked and compressed on a specially designed spine.

The grooves of any two adjacent discs, pressed together, create a series of crossing points which form multiple particle traps. In the filtration process, the force of the spring along with the differential pressure firmly compresses these discs together providing exceptional filtration efficiency. Filtration occurs as water percolates from the outer diameter to the inner diameter of the filter element. Depending on the micron rating, there are multiple crossing points in each track, creating distinctive in-depth filtration.





Table of Filtration Grades of the Discs and Color Code

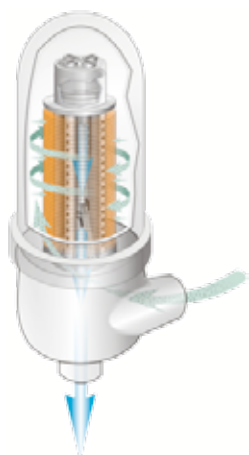
Color Code	Blue	Yellow	Red	Black	Brown	Green	Purple	Gray
Micron	400	200	130	100	70	55	40	20
Mesh	40	80	120	140				

Spin Klin® Technology - Fully Automatic Disc Filter



Standard Features:

- Securely stacked discs for micron-precise filtration solids
- Corrosion resistant spine
- Innovative depth filter design captures and retains large amounts of solids for longer filtration cycles
- Short, efficient backwash process conserves water and energy
- Easy and simple operation
- Long-term operation with minimal maintenance



Filtration Process:

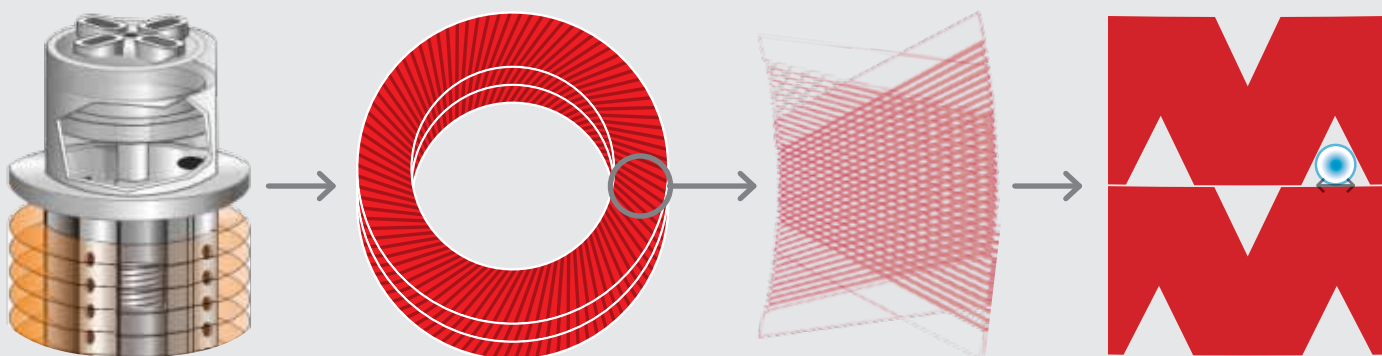
The color coded micron sized filtration discs are stacked on the Spin Klin® spine and assembled according to predetermined water filtration requirements. During filtration, the discs are compressed by means of preloaded spring and differential pressure, forcing the water to pass through the grooved discs surface, thus trapping the solids.



Backwash Process:

Activated by a predefined time command or differential pressure, the system enters backwash mode. The inlet valve port shuts as the drain port opens. During the backwash process, pressure is released and the spine's piston rises, releasing the compression on the discs. Tangential jets of clean water are then forced through the nozzles positioned along the spine. At this stage the discs spin freely, loosening the trapped solids which are then flushed out.

Diagonally Grooved Disc Filtration



2" Spin Klin[®]

Compact (stand alone) Automatic Disc Filter



Inlet/Outlet Connection

2"

Flow Capacity

10-20 m³/h

Operation

**Fully automatic
disc filtration unit**

Standard Features:

- Micron-precise filtration of solids
- Innovative filter design captures and retains large amounts of solids
- Long-term operation with little maintenance
- Easy and simple operation

Special Features:

- Automatic backwash for self-cleaning.
- The backwash cycle has a regulated volume, is short and environmentally friendly as it minimizes the use of flush water and automatically cleans the filter element. This saves labor and costs, minimizes maintenance, and permanently eliminates the need to replace filter media.
- Compact design.

Technical Data

Max. pressure	10 bar
Min. backwash pressure	2.8 bar
Max. flow rate: 400-100 micron (40-140 mesh)	20 m ³ /h
70 micron	12 m ³ /h
55 micron	10 m ³ /h
Filtration surface area	880 cm ²
Filtration volume	1,148 cm ³
Battery length - L	829 mm
Battery height - H	612 mm
Battery width - W	285 mm
Weight	20 kg

* Manifold construction material options: Polypropylene, Polyester Coated, Stainless Steel.

* Measurements are for reference only.

2" Spin Klin[®] Automatic Disc Filter Systems



Inlet/Outlet Connection

2" - 6" diameter

Flow Capacity

10-20 m³/h

Operation

**Modular, fully
automatic disc
filtration**

Standard Features:

- Micron-precise filtration of solids
- Innovative filter design captures and retains large amounts of solids
- Long-term operation with little maintenance
- Operation is easy and requires no special tools
- Continuous water supply during backwash

Special Features:

- The backwash cycle has a regulated volume, is short and environmentally friendly as it minimizes the use of flush water and automatically cleans the filter element. This saves labor and costs – minimizes maintenance, and permanently eliminates the need to replace filter media.
- Modular batteries allow for easy system expansion.

Technical Data	2 Units	3 Units	4 Units
Max. pressure	10 bar	10 bar	10 bar
Min. backwash pressure	2.8 bar	2.8 bar	2.8 bar
Max. flow rate: 400-100 micron (40-140 mesh)	40 m ³ /h	60 m ³ /h	80 m ³ /h
70 micron	24 m ³ /h	36 m ³ /h	48 m ³ /h
55 micron	20 m ³ /h	30 m ³ /h	40 m ³ /h
20 micron	10 m ³ /h	15 m ³ /h	20 m ³ /h
Filtration surface area	1,760 cm ²	2,640 cm ²	3,520 cm ²
Filtration volume	2,296 cm ³	3,444 cm ³	4,592 cm ³
Battery length - L	698 mm	964 mm	1,214 mm
Battery height - H	737 mm	747 mm	747 mm
Battery width - W	638 mm	662 mm	662 mm
Weight polypropylene	30 kg	50 kg	70 kg
Standard manifold	3"	4"	4"

* Manifold construction material options: Polypropylene, Polyester Coated, Stainless Steel.

* Measurements are for reference only.

3" Spin Klin[®] Automatic Disc Filter Systems



Inlet/Outlet Connection

6" diameter

Flow Capacity

90-200 m³/h

Operation

**Modular, fully
automatic disc
filtration**

Standard Features:

- Micron-precise filtration of solids
- Innovative filter design captures and retains large amounts of solids
- Long-term operation with little maintenance
- Operation is easy and requires no special tools
- Continuous water supply during backwash

Special Features:

- The backwash cycle has a regulated volume, is short and environmentally friendly as it minimizes the use of flush water and automatically cleans the filter element. This saves labor and costs – minimizes maintenance, and permanently eliminates the need to replace filter media.
- Modular batteries allow for easy system expansion.
- Cost effective.

Technical Data	3 Units	4 Units	5 Units
Max. pressure	10 bar	10 bar	10 bar
Min. backwash pressure	2.8 bar	2.8 bar	2.8 bar
Max. flow rate: 400-100 micron (40-140 mesh)	90 m ³ /h	120 m ³ /h	150 m ³ /h
70 micron	72 m ³ /h	96 m ³ /h	120 m ³ /h
55 micron	60 m ³ /h	80 m ³ /h	100 m ³ /h
20 micron	30 m ³ /h	40 m ³ /h	50 m ³ /h
Filtration surface area	5,280 cm ²	7,040 cm ²	8,800 cm ²
Filtration volume	6,888 cm ³	9,184 cm ³	11,480 cm ³
Battery length - L	945 mm	1,195 mm	1,445 mm
Battery height - H	1,291 mm	1,291 mm	1,291 mm
Battery width - W	865 mm	865 mm	865 mm
Weight polypropylene	120 kg	150 kg	180 kg
Standard manifold	6"	6"	6"

* Manifold construction material options: Polypropylene, Polyester Coated, Stainless Steel.

* Measurements are for reference only.

4" Spin Klin[®] Galaxy Automatic Disc Filter Systems



Inlet/Outlet Connection

8" - 16" diameter

Flow Capacity

**200-3,000 m³/h
and higher**

Operation

**Modular, fully
automatic disc
filtration**

Standard Features:

- Micron-precise filtration of solids
- Innovative filter design captures and retains large amounts of solids
- Long-term operation with little maintenance
- Operation is easy and requires no special tools
- Continuous water supply during backwash

Special Features:

- Particularly cost effective high flow module.
- The backwash cycle has a regulated volume, is short and environmentally friendly as it minimizes the use of flush water and automatically cleans the filter element. This saves labor and costs – minimizes maintenance, and permanently eliminates the need to replace filter media.
- Modular batteries allow for easy system expansion.

Technical Data	3 Units	4 Units	5 Units	6 Units
Max. pressure	10 bar	10 bar	10 bar	10 bar
Min. backwash pressure	2.8 bar	2.8 bar	2.8 bar	2.8 bar
Max. flow rate: 400-100 micron (40-140 mesh)	300 m ³ /h	400 m ³ /h	500 m ³ /h	600 m ³ /h
70 micron	180 m ³ /h	240 m ³ /h	300 m ³ /h	360 m ³ /h
55 micron	150 m ³ /h	200 m ³ /h	250 m ³ /h	300 m ³ /h
20 micron	75 m ³ /h	100 m ³ /h	125 m ³ /h	150 m ³ /h
Filtration surface area	13,200 cm ²	17,600 cm ²	22,000 cm ²	26,400 cm ²
Filtration volume	17,219 cm ³	22,959 cm ³	28,698 cm ³	34,438 cm ³
Battery length - L	1.45 m	1.95 m	2.74 m	2.67 m
Battery height - H	1.37 m	1.37 m	1.41 m	1.46 m
Battery width - W	0.88 m	0.97 m	0.97 m	0.97 m
Weight (plastic valves)	190 kg	255 kg	310 kg	385 kg
Standard manifold	8"	10"	10"	12"

* Manifold construction material options: Polypropylene, Polyester Coated, Stainless Steel.

* Measurements are for reference only.

6" Spin Klin[®] Galaxy High Flow

Automatic Disc Filter Systems

The number of filters in the modules of a specific system is determined according to the system designed flow rate and may range between 2 to 12.



Inlet/Outlet Connection

**8" - 20" Spin Klin
modules
(groups of filters that
backwash together.)**

Flow Capacity

**800 m³/h
and higher**

Operation

**Modular, fully
automatic disc
filtration**

Standard Features:

- Micron-precise filtration of solids
- Long-term operation with little maintenance
- Operation is easy and requires no special tools
- Continuous water supply during backwash
- Cost effective high flow system

Special Features:

- Low headloss/energy consumption.
- Innovative filter design captures and retains large amounts of solids.
- Corrosion resistant construction materials, suitable for sea and brackish water.
- NSF 61 standard approved.

Table based on 6 filter per module.

Technical Data	4 Modules System	5 Modules System	6 Modules System	7 Modules System	8 Modules System
Max. pressure	8 bar	8 bar	8 bar	8 bar	8 bar
Min. backwash pressure	2.8 bar	2.8 bar	2.8 bar	2.8 bar	2.8 bar
Max. flow rate: 400-100 micron	3,120 m ³ /h	3,900 m ³ /h	4,680 m ³ /h	5,460 m ³ /h	6,240 m ³ /h
70 micron	2,208 m ³ /h	2,760 m ³ /h	3,312 m ³ /h	3,864 m ³ /h	4,416 m ³ /h
55 micron	1,920 m ³ /h	2,400 m ³ /h	2,880 m ³ /h	3,360 m ³ /h	3,840 m ³ /h
20 micron	960 m ³ /h	1,200 m ³ /h	1,440 m ³ /h	1,680 m ³ /h	1,920 m ³ /h
Filtration surface area	168,960 cm ²	211,200 cm ²	253,440 cm ²	295,680 cm ²	337,920 cm ²
Filtration volume	220,416 cm ³	275,520 cm ³	330,624 cm ³	385,728 cm ³	440,832 cm ³
System length - L (meter)	9.5 m	11.5 m	13.5 m	15.5 m	17.5 m
System width - W (meter)	4.5 m	4.5 m	4.5 m	4.5 wwm	4.5 m
System height - H (meter)	1.5 m	1.5 m	1.5 m	1.5 m	1.5 m
Standard manifold 6x6" (module)	12"	12"	12"	12"	12"

* Manifold construction material options: Polypropylene, Polyester Coated, Stainless Steel.

* Measurements are for reference only.

3"-4" Spin Klin[®] Angle Apollo Automatic Disc Filter Systems



Inlet/Outlet Connection

8" - 10" diameter

Flow Capacity

**90-360 m³/h
and higher**

Operation

**Modular, fully
automatic disc
filtration**

Standard Features:

- Micron-precise filtration of solids
- Long-term operation with little maintenance
- Operation is easy and requires no special tools
- Continuous water supply during backwash

Special Features:

- Unique construction, easy installation.
- Particularly cost effective high flow module.
- All materials which come in contact with water are polymeric.

Technical Data		3 Units	4 Units	5 Units	6 Units	7 Units	8 Units
Max. pressure		10 bar	10 bar	10 bar	10 bar	10 bar	10 bar
Min. backwash pressure		2 bar	2 bar	2 bar	2 bar	2 bar	2 bar
Max. flow rate:	400-130µm	120 m ³ /h	160 m ³ /h	200 m ³ /h	240 m ³ /h	280 m ³ /h	320 m ³ /h
	100µm	110 m ³ /h	145 m ³ /h	180 m ³ /h	215 m ³ /h	250 m ³ /h	290 m ³ /h
Filtration surface area		7,860 cm ²	10,480 cm ²	13,100 cm ²	15,720 cm ²	18,340 cm ²	20,960 cm ²
Filtration volume		9,426 cm ³	12,568 cm ³	15,710 cm ³	18,852 cm ³	21,994 cm ³	25,136 cm ³
Backwash flow per filter		24 m ³ /h	24 m ³ /h	24 m ³ /h	24 m ³ /h	24 m ³ /h	24 m ³ /h
System length - L		1,160 mm	1,520 mm	1,920 mm	2,280 mm	2,660 mm	3,040 mm
System width - W		1,048 mm	1,048 mm	1,118 mm	1,118 mm	1,160 mm	1,160 mm
System height - H		1,201 mm	1,201 mm	1,285 mm	1,285 mm	1,307 mm	1,307 mm
Standard diameter		6"	6"	8"	8"	10"	10"

* Manifold construction material options: Polypropylene, Polyester Coated, Stainless Steel.

* Measurements are for reference only.

4" Spin Klin[®] Twin Apollo

Automatic Disc Filter Systems



Inlet/Outlet Connection

8" - 12" diameter

Flow Capacity

**180-600 m³/h
and higher**

Operation

**Modular, fully
automatic disc
filtration**

Standard Features:

- Micron-precise filtration of solids
- Long-term operation with little maintenance
- Operation is easy and requires no special tools
- Continuous water supply during backwash

Special Features:

- Unique construction, easy installation.
- Particularly cost effective high flow module.
- All materials which come in contact with water are polymeric.

Technical Data		3 Units	4 Units	5 Units	6 Units	7 Units	8 Units
Max. pressure		10 bar	10 bar	10 bar	10 bar	10 bar	10 bar
Min. backwash pressure		2 bar	2 bar	2 bar	2 bar	2 bar	2 bar
Max. flow rate:	400-130µm	225 m ³ /h	300 m ³ /h	375 m ³ /h	450 m ³ /h	525 m ³ /h	600 m ³ /h
	100µm	215 m ³ /h	290 m ³ /h	360 m ³ /h	430 m ³ /h	505 m ³ /h	580 m ³ /h
Filtration surface area		15,720 cm ²	20,960 cm ²	26,200 cm ²	31,440 cm ²	36,680 cm ²	41,920 cm ²
Filtration volume		18,852 cm ³	25,136 cm ³	31,420 cm ³	37,704 cm ³	43,988 cm ³	50,272 cm ³
Backwash flow per filter		48 m ³ /h	48 m ³ /h	48 m ³ /h	48 m ³ /h	48 m ³ /h	48 m ³ /h
System length - L		1,450 mm	2,240 mm	2,740 mm	3,240 mm	3,740 mm	4,240 mm
System width - W		1,533 mm	1,533 mm	1,533 mm	1,533 mm	1,533 mm	1,533 mm
System height - H		1,699 mm	1,833 mm	1,833 mm	1,833 mm	1,307 mm	1,930 mm
Standard diameter		8"	10"	10"	10"	12"	12"

* Apollo 4" Twin with plaslite 4" x 3".

* Manifold construction material options: Polypropylene, Polyester Coated, Stainless Steel.

* Measurements are for reference only.

12" Spin Klin[®] Galaxy Super Flow Automatic Disc Filter Systems



Inlet/Outlet Connection

pact batteries

Flow Capacity

**1,500 m³/h
and higher**

Operation

**Modular, fully
automatic disc
filtration**

Standard Features:

- Small footprint - high flow
- Precise particle separation
- Innovative filter design captures and stores large amounts of solids
- Low energy and water consumption
- Long-term operation with barely any maintenance
- Operation is easy and requires no special tools
- Continuous water supply during backwash
- Polyester coated steel

Special Features:

- Unique solution for high flow requirements
- Particularly cost effective high flow module
- The flushing cycle has a regulated volume, is short and environmentally friendly as it minimizes the use of flush water.
- Modular batteries allow for easy expansion of system
- Low labor costs - minimum maintenance

Technical Data	3 Units	4 Units	5 Units	6 Units
Max. pressure	10 bar	10 bar	10 bar	10 bar
Min. backwash pressure	2.8 bar	2.8 bar	2.8 bar	2.8 bar
Max. flow rate: 400-100 micron (40-140 mesh)	2,295 m ³ /h	3,060 m ³ /h	3,825 m ³ /h	4,590 m ³ /h
70 micron	1,836 m ³ /h	2,448 m ³ /h	3,060 m ³ /h	3,672 m ³ /h
55 micron	1,530 m ³ /h	2,040 m ³ /h	2,550 m ³ /h	3,060 m ³ /h
20 micron	—	—	1,275 m ³ /h	1,530 m ³ /h
Filtration surface area	134,640 cm ²	179,520 cm ²	224,400 cm ²	269,280 cm ²
Filtration volume	175,644 cm ³	234,192 cm ³	292,740 cm ³	351,288 cm ³

* Manifold construction material options: Polypropylene, Polyester Coated, Stainless Steel.

* Measurements are for reference only.

Manual Disc Filters 3/4" - 1" - 1 1/2"



3/4"

3/4" Filtap

1"

1" Super

1 1/2"

1 1/2" Super

Inlet/Outlet Connection

3/4" - 1" - 1 1/2"

Standard Features:

- Innovative filter design captures and retains large amounts of solids
- Operation is easy and requires no special tools
- Excellent corrosion resistance
- Long life span
- Polyamide housing - resistant to harsh environmental conditions (3/4" PBT housing)

¾" Technical Data

¾" w/o valve

¾" Filtap (with valve)

Max. pressure	10 bar	10 bar
Flow rate: 400-100 micron (40-140 mesh)	4 m ³ /h	4 m ³ /h
Filtration surface area	160 cm ²	160 cm ²
Filtration volume	95 cm ³	95 cm ³
Filter length - L	144 mm	210 mm
Filter width - WØ	74 mm	74 mm
Distance between end connections - A	150 mm	155 mm
Weight	0.37 kg	0.42 kg

1" Technical Data

1"

1" Super

Max. pressure	10 bar	10 bar
Flow rate: 400-100 micron (40-140 mesh)	6 m ³ /h	8 m ³ /h
55 micron	4 m ³ /h	6 m ³ /h
Filtration surface area	306 cm ²	500 cm ²
Filtration volume	360 cm ³	592 cm ³
Filter length - L	233 mm	340 mm
Filter width - WØ	130 mm	130 mm
Distance between end connections - A	158 mm	158 mm
Weight	1.1 kg	1.4 kg

1 ½" Technical Data

1 ½"

1 ½" Super

Max. pressure	10 bar	10 bar
Flow rate: 400-100 micron (40-140 mesh)	8 m ³ /h	12 m ³ /h
55 micron	5 m ³ /h	8 m ³ /h
Filtration surface area	306 cm ²	500 cm ²
Filtration volume	360 cm ³	592 cm ³
Filter length - L	250 mm	350 mm
Filter width - WØ	130 mm	130 mm
Distance between end connections - A	200 mm	200 mm
Weight	1.3 kg	1.5 kg

* Measurements are for reference only.

Manual Disc 2"-3"



2" Line



2" Dual



2" Super



3" Twin

Inlet/Outlet Connection

2" - 3"

Standard Features:

- Innovative filter design captures and retains large amounts of solids
- Operation is easy and requires no special tools
- Excellent corrosion resistance
- Long life span

Special Features:

- 2" super filter - Tangential inlet for higher retention capacity.
- 2" Dual filter - Angle or in-line outlet options for maximum flexibility.
- 3" Twin filter - Largest filtration area of comparable products.
- Polyamide housing - resistant to harsh environmental conditions.

2" Line/Dual Technical Data

Max. pressure	10 bar
Flow rate: 400-100 micron (40-140 mesh)	25 m ³ /h
70 micron	20 m ³ /h
55 micron	17 m ³ /h
20 micron	8 m ³ /h
Filtration surface area	950 cm ²
Filtration volume	1,225 cm ³
Filter length - L	437 mm/465 mm
Filter width - WØ	200 mm
Distance between end connections	A. 260 mm, B. 76 mm
Weight	5 kg

2" Super Technical Data

Max. pressure	10 bar
Flow rate: 400-100 micron (40-140 mesh)	25 m ³ /h
70 micron	20 m ³ /h
55 micron	17 m ³ /h
20 micron	8 m ³ /h
Filtration surface area	950 cm ²
Filtration volume	1,225 cm ³
Filter length - L	495 mm
Filter width - WØ	200 mm
Distance between end connections	A. 145 mm, B. 85 mm
Weight	6 kg

3" Twin Technical Data

Max. pressure	10 bar
Flow rate: 400-100 micron (40-140 mesh)	50 m ³ /h
70 micron	40 m ³ /h
55 micron	34 m ³ /h
20 micron	16 m ³ /h
Filtration surface area	1,900 cm ²
Filtration volume	2,450 cm ³
Filter length - L	865 mm
Filter width - WØ	200 mm
Distance between end connections	A. 260 mm B. 76 mm
Distance between end connections - A	320 mm
Weight (flanged)	13.95 kg
Weight (victualic, threaded)	9.85 kg

* Measurements are for reference only.

Manual Disc Filters 2"-3" Leader



2" Leader



3" Leader

Inlet/Outlet Connection

2" - 3"

Standard Features:

- Innovative filter design captures and retains large amounts of solids
- Operation is easy and requires no special tools
- Long life span

Special Features:

- Easy to open, clean and close.
- Suitable for all commonly used fertilizers and acids.
- Suitable for sea and brackish water, high and low pH 2-13.
- Polypropylene housing - excellent chemical resistance.

2" Leader Technical Data

Max. pressure	10 bar
Flow rate: 400-100 micron (40-140 mesh)	25 m ³ /h
70 micron	20 m ³ /h
55 micron	17 m ³ /h
20 micron	8 m ³ /h
Filtration surface area	950 cm ²
Filtration volume	1,225 cm ³
Filter length - L	425 mm
Filter width - WØ	195 mm
Distance between end connections	A. 230 mm B. 75 mm
Weight	2 kg

3" Leader Technical Data

Max. pressure	10 bar
Flow rate: 400-100 micron (40-140 mesh)	50 m ³ /h
70 micron	40 m ³ /h
55 micron	34 m ³ /h
20 micron	16 m ³ /h
Filtration surface area	1,900 cm ²
Filtration volume	2,450 cm ³
Filter length - L	742 mm
Filter width - WØ	200 mm
Distance between end connections	A. 260 mm B. 76 mm
Distance between end connections - A	320 mm
Weight (flanged)	8 kg
Weight (victualic, threaded)	6.3 kg

* Measurements are for reference only.

Manual Disc Filters 2" Dual Lite, 3" Twin Lite



2" Dual Leader



3" Twin Lite

Inlet/Outlet Connection

2" - 3"

Standard Features:

- Innovative filter design captures and retains large amounts of solids
- Operation is easy and requires no special tools
- Long life span

Special Features:

- Easy to open, clean and close.
- Suitable for all commonly used fertilizers and acids.
- Suitable for sea and brackish water, high and low pH 2-13.
- Polypropylene housing - excellent chemical resistance.
- Unique polymeric clamp.

2" Dual Lite Technical Data

Max. pressure	8 bar
Flow rate: 400-100 micron (40-140 mesh)	25 m ³ /h
70 micron	20 m ³ /h
55 micron	17 m ³ /h
20 micron	8 m ³ /h
Filtration surface area	950 cm ²
Filtration volume	1,225 cm ³
Filter length - L	416 mm
Filter width - WØ	195 mm
Distance between end connections	A. 260 mm B. 75 mm
Weight	3 kg

3" Twin Lite Technical Data

Max. pressure	10 bar
Flow rate: 400-100 micron (40-140 mesh)	50 m ³ /h
70 micron	40 m ³ /h
55 micron	34 m ³ /h
20 micron	16 m ³ /h
Filtration surface area	1,900 cm ²
Filtration volume	2,450 cm ³
Filter length - L	840 mm
Filter width - WØ	225 mm
Distance between end connections - A	320 mm
Weight	5.9 kg

* Measurements are for reference only.

Manual Disc Filters 3" - 4" Super Angle



3" Super Angle



4" Super Angle

Inlet/Outlet Connection

3" - 4"

Standard Features:

- Innovative filter design captures and retains large amounts of solids
- Operation is easy and requires no special tools
- Long life span

Special Features:

- Easy to open, clean and close.
- Suitable for all commonly used fertilizers and acids.
- Suitable for sea and brackish water, high and low pH 2-13.
- Polypropylene housing - excellent chemical resistance.

3" Super Angle Technical Data

Max. pressure	10 bar
Flow rate: 400-100 micron (40-140 mesh)	50 m ³ /h
55 micron	35 m ³ /h
20 micron	18 m ³ /h
Filtration surface area	1,852 cm ²
Filtration volume	2,223 cm ³
Filter height - H	666 mm
Filter length - L	397 mm
Filter width - WØ	280 mm
Distance between end connections	A. 185 mm B. 145 mm
Weight - flanged	12.55 kg
Weight - victaulic, threaded	11.05 kg

4" Super Angle Technical Data

Max. pressure	10 bar
Flow rate: 400-100 micron (40-140 mesh)	60 m ³ /h
55 micron	40 m ³ /h
20 micron	20 m ³ /h
Filtration surface area	1,852 cm ²
Filtration volume	2,223 cm ³
Filter height - H	664 mm
Filter length - L	410 mm
Filter width - WØ	280 mm
Distance between end connections	A. 187 mm B. 145 mm
Weight - flanged	13.50 kg
Weight - victaulic, threaded	11.40 kg

* Manifold construction material options: Polypropylene, Polyester Coated, Stainless Steel.

* Measurements are for reference only.

Manual Disc Filters 4" - 6" Super Leader



4" Super Leader



6" Super Leader

Inlet/Outlet Connection

4" - 6"

Standard Features:

- Innovative filter design captures and retains large amounts of solids
- Operation is easy and requires no special tools
- Long life span

Special Features:

- The largest polypropylene disc filters.
- Easy to open, clean and close.
- Suitable for all commonly used fertilizers and acids.
- Suitable for sea and brackish water, high and low pH 2-13.
- Polypropylene housing - excellent chemical resistance.

4" Super Leader Technical Data

Max. pressure	10 bar
Max. flow rate: 400-100 micron	110 m ³ /h
Filtration surface area	3,704 cm ²
Filtration volume	4,446 cm ³
Filter length - L	1,185 mm
Filter width - WØ	280 mm
Distance between end connections - A	445 mm
Weight - flanged	24.65 kg

6" Super Leader Technical Data

Max. pressure	10 bar
Max. flow rate: 400-100 micron	160 m ³ /h
Filtration surface area	3,704 cm ²
Filtration volume	4,446 cm ³
Filter length - L	1,185 mm
Filter width - WØ	280 mm
Distance between end connections - A	415 mm
Weight - flanged	26.40 kg

* Manifold construction material options: Polypropylene, Polyester Coated, Stainless Steel.

* Measurements are for reference only.

Sand Separator Systems



2" Sand Separator



2" Sand Separator Batteries

Inlet/Outlet Connection

2" sand separator
Modular design
in batteries 3" -10"

Standard Features:

- High efficiency sand separation
- Long-term self-operated – minimal maintenance
- Corrosion resistant

Special Features:

- Suitable for aquaculture and marine environment.

2" Sand Separator Technical Data

Max. pressure	10 bar
Flow rate	15-25 m ³ /h
Filter length - L	540 mm
Filter width - W	290 mm
Distance between end connections	A. 145 mm
	B. 85 mm
Weight	5.3 kg

2" Sand Separator Batteries Technical Data

	2 Units	3 Units	4 Units
Max. pressure	10 bar	10 bar	10 bar
Flow rate	30-50 m ³ /h	45-75 m ³ /h	60-100 m ³ /h
Battery length - L	605 mm	855 mm	1,105 mm
Battery height - H	1,220 mm	1,220 mm	1,220 mm
Battery width - W	556 mm	556 mm	556 mm
Weight	65 kg	115 kg	145 kg

* Measurements are for reference only.

A.G.F. Media Filters and Batteries



48" AGF



48" AGF Batteries

Inlet/Outlet Connection

48" tank diameter
4" inlet/outlet
diameter

Standard Features:

- High quality filtration of solid impurities
- Easy automated operation, requires no special tools

Special Features:

- All plastic media filter is completely corrosion resistant.
- Two large service ports allow for easy access and media maintenance.
- Lightweight - easy and quick installation.
- Unique internal nozzle design for maximum cleansing of filter media.
- Suitable for aquaculture and marine environment.

48" AGF Technical Data

Max. pressure	6 bar
Max. flow rate (single filter)	70 m ³ /h
Diameter inlet/outlet	4" (Victualic)
Filter diameter	48" (1,220 mm)
Distance between end connections - H	1,106 mm
Distance between two filters - L	1,320 mm
Weight	120 kg

48" AGF Batteries Technical Data

	2 Units	3 Units	4 Units	5 Units	6 Units
Max. pressure	6 bar	6 bar	6 bar	6 bar	6 bar
Flow rate	140 m ³ /h	210 m ³ /h	280 m ³ /h	350 m ³ /h	420 m ³ /h
Diameter connection	160 mm	160 mm	225 mm	225 mm	225 mm
Filtration surface area	2.32 m ² /h	3.48 m ² /h	4.64 m ² /h	5.80 m ² /h	6.96 m ² /h
Battery height	1,991 mm	1,991 mm	2,017 mm	2,017 mm	2,017 mm
Distance between end connections	2,630 mm	3,950 mm	5,270 mm	6,590 mm	7,910 mm

* Measurements are for reference only.

PSA Series - Polymeric Semi-Automatic Screen Filters



Typical Applications:

- Primary and secondary filtration for sprinkler and drip irrigation

Features:

- Unique economical design.
- Corrosion resistant.
- Large screen area.
- Most suitable for waste water applications.
- No need for manual disassembly and cleaning.
- Continues water supply during flushing.
- Filtration grades: 200 micron, 120 micron, 100 micron.

Model Number	Operations Pressure		Connection Size (inch)	Screen Area (cm ²)	Max. Flow Rate (m ³ /h)*	Weight (kg)
	Min. bar	Max. bar				
AKSP3LT	1	10	3	1,250	60	12
AKSP3LV	1	10	3	1,250	60	12
AKSP3LF	1	10	3	1,250	60	13
AKSP4LV	1	10	4	1,250	90	13
AKSP4LF	1	10	4	1,250	90	14
AKSP4S	1	10	4	2,500	110	26
AKSP6S	1	10	6	2,500	140	28

AKSP = Arkal Semi Automatic Polypropylene

L = Angle filter connection

T = Threaded filter connection

V = Victaulic filter connection

F = Flanged filter connection

S = Super leader filter (inline filter connection)

* Flow rate data are for good quality water at filtration grade of 120 micron.